

# ezPyro™ SMD+ I<sup>2</sup>C Pyroelectric Infrared Sensor for Gas Sensing

## Introduction

The ezPyro SMD+ infrared detector range extends the ezPyro family to offer sensing at wavelengths above 5 μm, accessing a wider range of applications such as NDIR detection of anesthetic, refrigerant and exhaust gases. These thin film digital pyroelectric devices for gas detection and concentration measurement combine high quality sensors with a high level of configurable electronic integration in a small SMD package. High sensitivity combined with fast response times ensure rapid and accurate detection of target gases. These sensors integrate a digital, current mode read-out that enables lower IR-emitter duty cycles, thereby saving significantly on system level power consumption, while maintaining high SNR. Programmable gain and filtering offer maximum flexibility in system design. Industry standard I<sup>2</sup>C communication enables plug-and-play connectivity to microcontrollers and allows easy tuning and calibration. ezPyro sensors are very stable over time ensuring a long and maintenance-free operational lifespan. Various optical filter options are available. These sensors can also be daisy-chained to allow synchronized sampling across devices.



High sensitivity combined with fast response times ensure rapid and accurate detection of target gases. These sensors integrate a digital, current mode read-out that enables lower IR-emitter duty cycles, thereby saving significantly on system level power consumption, while maintaining high SNR. Programmable gain and filtering offer maximum flexibility in system design. Industry standard I<sup>2</sup>C communication enables plug-and-play connectivity to microcontrollers and allows easy tuning and calibration. ezPyro sensors are very stable over time ensuring a long and maintenance-free operational lifespan. Various optical filter options are available. These sensors can also be daisy-chained to allow synchronized sampling across devices.

### Sensor Characteristics

Filter aperture	d = 1.65 mm
Element size	0.64 x 0.64 mm <sup>2</sup>
SMD Package	5.65 x 3.7 x 1.75 mm
D* (typ.) <sup>1</sup>	2.5 x 10 <sup>8</sup> cm√Hz/ W
NEP (typ.) <sup>1</sup>	2.7 x 10 <sup>-10</sup> W/√Hz
Time Constant	~10ms (10-20 Hz peak)
Field of View	~40°

### Electrical Characteristics

Supply voltage	1.75 to 3.6 V
Supply current (typ.)	1 to 23 μA
Digital I/O	I <sup>2</sup> C (FM+ compatible)
ADC	15bit ΔΣ ADC @1ksp
Operating Temperature	-40 to +85 °C
Storage Temperature	-40 to +110 °C
Sensor read-out	Current mode
Configurable	Gain / digital filtering / sampling rate / power modes

1) Measured without filter @ 500K, 10 Hz, room temperature

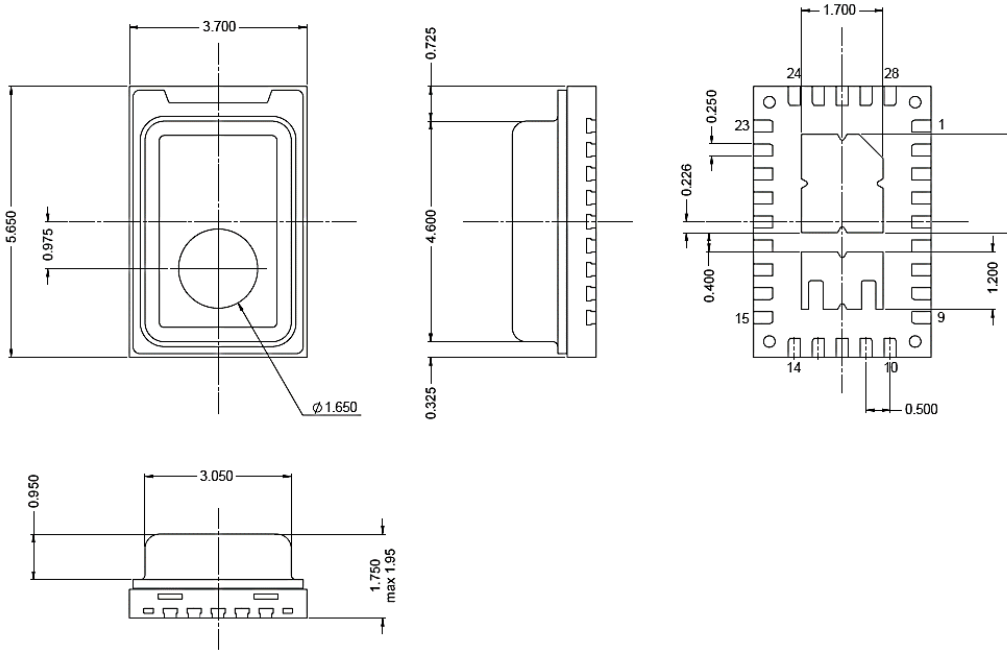
## Order Information

Pyreos has a range of filters available on ezPyro SMD prototypes. Bespoke wavelengths can also be provided.

Please note: the information contained in this document is subject to change without further notification. Pyreos reserves the right to alter the performance.

Pyreos 中国区代理 - 上海辟泰智能科技有限公司 Tel:021-37660163 Email:info@pidtek.cn Web:www.pidtek.com

**Package Information**



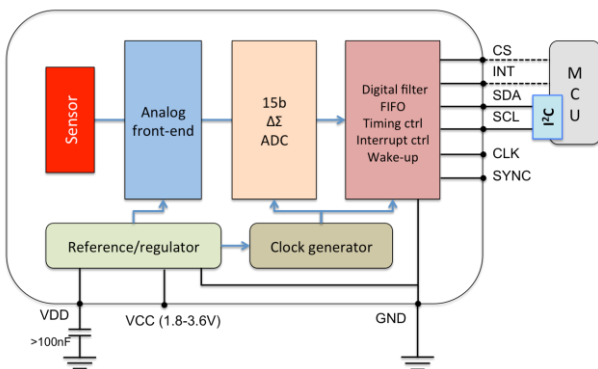
**Signal Filtering & Power Modes**

Power Mode (base sample rate)	High Pass Filter – Analog (Hz)					Fixed Analog Low Pass Filter (Hz)	Fixed Digital Low Pass Filter (Hz)	Digital Low Pass Filter (Hz)				Max ADC Sampling Rate (sps)
	Off	1	2	4	8			180	90	45	22.5	
<b>Normal Power Mode</b>	Off	1	2	4	8	600	250	180	90	45	22.5	1000
<b>Low Power Mode</b>	Off	0.17	0.33	0.66	1.3	100	42	30	15	7.5	3.75	166

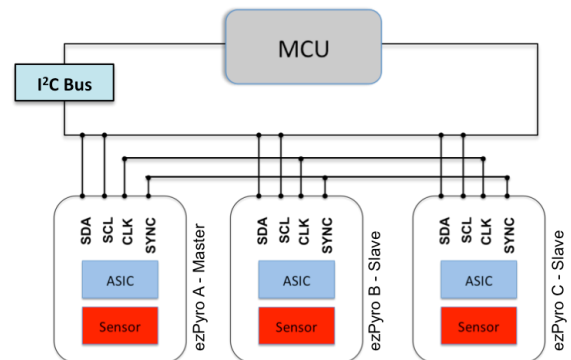
	Mode	Description	Typical Current Consumption (1.8 V, room temperature)
Power consumption	Normal Power Mode	Normal power consumption, 1 kHz max. sample rate	22 $\mu$ A
	Low Power Mode	Low power consumption, 166 Hz max. sample rate	3.5 $\mu$ A
Operational state	Normal Operation Mode	Sensor signal readout over I <sup>2</sup> C	22 $\mu$ A
	Sleep Mode	Hardware interrupt on infrared trigger	21 $\mu$ A (Normal), 3.5 $\mu$ A (Low)
	Power Down Mode	Sensor is disabled	1.1 $\mu$ A

**Circuit Diagrams**

**Single Device Block Diagram**

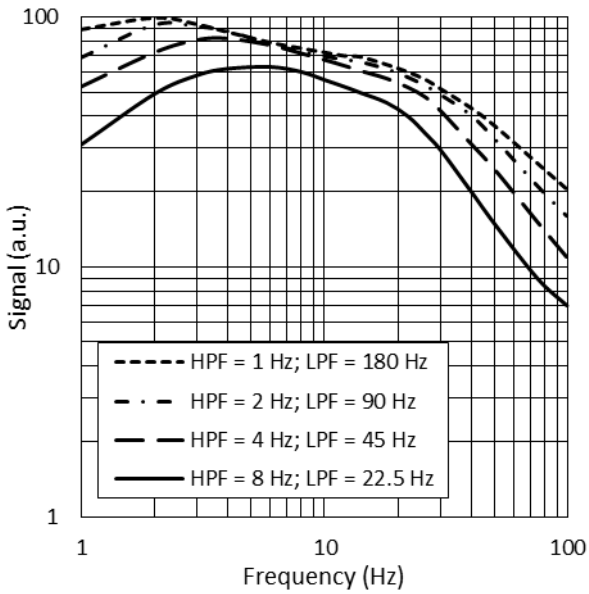


**Three Devices with Synchronised Sampling**

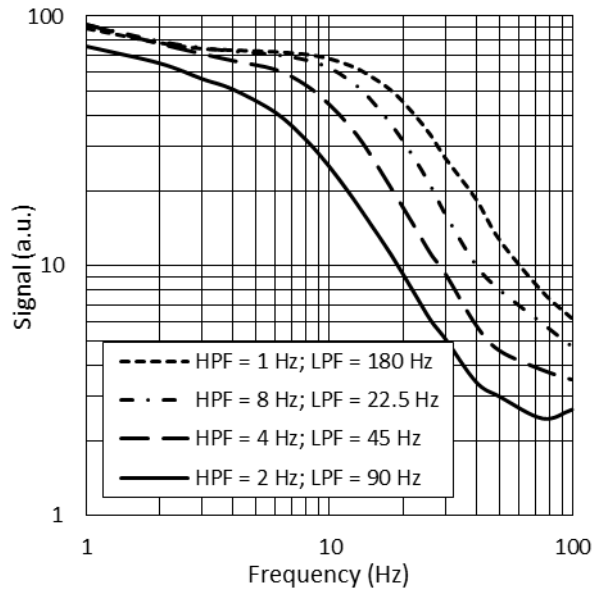


Please note: the information contained in this document is subject to change without further notification. Pyreos reserves the right to alter the performance.

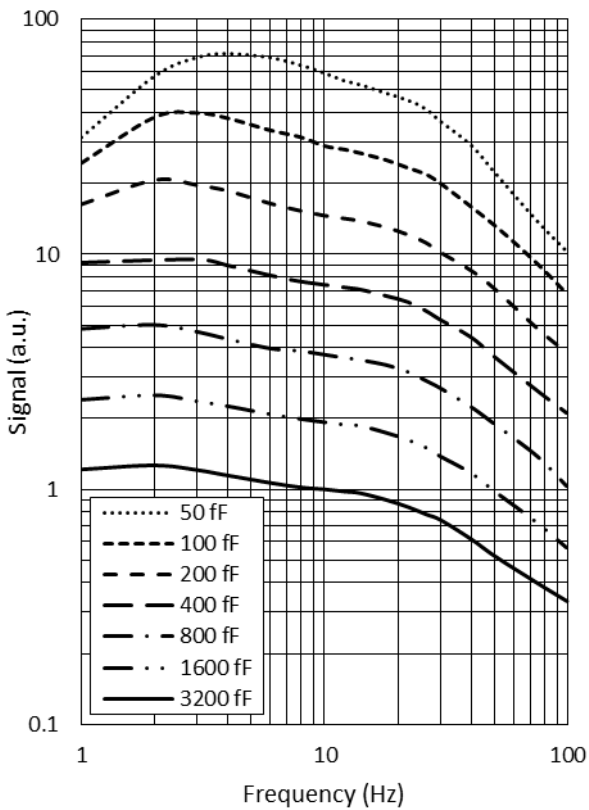
**Infrared Frequency Characteristics**



**Typical Frequency Response in Normal Power Mode**



**Typical Frequency Response in Low Power Mode**



**Typical Frequency Response at Different Gain Settings**

Please note: the information contained in this document is subject to change without further notification. Pyreos reserves the right to alter the performance.

Pyreos中国区代理 - 上海辟泰智能科技有限公司 Tel:021-37660163 Email:info@pidtek.cn Web:www.pidtek.com